



## Dream Machines

### EVENT EXPERIENCE

This auto-focused event is for those who can truly appreciate the creativity, art, and detail of a well-made vehicle. These guests are always where the cars are and for this night that's at your event. Their imaginations will be aroused by imagining themselves behind the wheel of these beauties.

### COLORS & TEXTURES

This event will use red, white, and black for the color palette. Metals are a good option for added textures.

### INVITATION IDEAS


- A tire or steering wheel shaped invitation
- If you are featuring a specific car, use a replica of it for the invite



This theme is for classic and high end car enthusiasts! If you have a client who absolutely goes bonkers on all things auto, this is the theme to capture the invincible nature and drive of your client's guests. Caution: May cause teenage behavior in some and nostalgic memories of high school in all!



- For Classic car shows, you could also use a period look for your invitation.
- If you are featuring cars made in the 1920s have the invite look like a 1920s type gala.



# SETTING THE MOOD



Dream Machines

## ENTRYWAY

The party starts right at the front door with a red carpet entrance. Valet will be made available to greet guests and welcome them to the event. Each side of the doorway will be adorned with two black urns and beautiful red flowers.

## PRE-FUNCTION AREA

As guests enter, a large four-sided bar will be placed front and center. This bar will be lit with red lighting and there is the option of placing your logo on the front.

## MAIN ROOM

Cocktail tables wrapped in silver linens will be arranged around the room for guests to socialize and discuss

different aspects of the various cars. White Hydrangea flowers will be placed in the center of each cocktail table. Additional groupings of hydrangeas will also be added around the room to pull the look together.


## STAGE AREA

A simple stage will be set that doesn't take away from the rest of the room. This will include a red drape backdrop and hanging signage in front.

## DÉCOR

The spotlight vehicle will be placed in the front window for guests to admire. Another car will be moved to the service area (if in a dealership) as the focal point to be shown off.





# DETAILS AND ACCENTS

## FURNITURE ACCENTS

This event will mostly foster walking around, but for guests who do need to rest their feet sleek white furniture groupings will be placed in several areas around the room.

## CENTERPIECES

There are several options for centerpieces:

- Mini tire placed upright surrounded by flowers in a dish
- Various car parts intertwined with flowers
- Vintage license plates shaped into a box that serves as a flower pot
- Miniature vintage gas pumps set next to floral arrangements
- Small tool boxes opened up with flowers placed inside

## DINNER SET UP


Food will be prepared to match the make of the car, depending what country the car came from. For example, a German car and Wiener schnitzels, an American car and a meal of sliders, shakes, and fries. Bite-sized foods or unique serving containers or plates will be used for a chic dinner service. Consider the list below for fun food service:

- Soup served in mini “motor oil” cans
- Quick bites like grilled bacon hamburgers and fresh fruit kabobs on mini tires
- Car shaped food trays for fries or finger foods

## BAR AND CUSTOM DRINK

Guests can enjoy themed drinks from the “fueling station” or a “fuel tank” pitcher down a funnel and tube into their cup.





# ENTERTAINMENT

## ICE SCULPTURE

Ice is always a highlight for events. Use the ice sculpture to display the company logo or party logo and light it up with bright colors! There are a number of automobile themed ice options to choose from.

## ENTERTAINMENT

Ladies and gentleman, start your engines!

NASCAR experience machines will be placed in a separate location for guests to take part in friendly racing competitions.

## PHOTO OPS

An area will be set aside for guests to take pictures in a car or in front of a green screen. People always love

having pictures to take home or that they can see on social media to look back on what a fun time they had at the event.

This photo opportunity will feature a photo of one of the spotlighted cars, where guests can look as if they are driving the car. A fan will be set up to blow their hair to imitate driving on the open road. A photographer will be standing by to snap a photo for them to take home.

Your guests will leave with dreams of this amazing driving machine and a photo that puts them right in the driver's seat. They will remember the evening for a long time to come and who knows...maybe one of them will take this beautiful machine home!

